

Student Organizer 1

Name: _____

Date: _____

Green - Group:

Blue - Do:

What does it look like?

What else do I know?:

Title:

What is it made of?

White - Where:

Pink - Parts:

Student Organizer III
GENERAL DESCRIPTIONS AND USING INFORMATIONAL TEXTS (page1 of 4)

Name: _____

Date: _____

Green - Group		What group does it belong to?
---------------	--	-------------------------------

Notes:

Blue - Do		What do you do with it? What does it do?
-----------	--	--


Notes:

Student Organizer III


GENERAL DESCRIPTIONS AND USING INFORMATIONAL TEXTS (page 2 of 4)

Name: _____

Date: _____

Look Like		What does it look like? What size, shape and colour is it?
-----------	---	--

Notes:

Made of		What is it made of? What does it come from? (You may want to skip this section when describing animals, unless for a biology/science assignment.)
---------	---	---

Notes:

Student Organizer III
GENERAL DESCRIPTIONS AND USING INFORMATIONAL TEXTS (page 3 of 4)

Name: _____

Date: _____

Pink Parts		What are its parts? What parts go with it?
------------	--	--

Notes:

White – Where?		Where do you find it? Where would you use or see it?
----------------	--	--

Notes:

Student Organizer III

GENERAL DESCRIPTIONS AND USING INFORMATIONAL TEXTS (page 4 of 4)

Name: _____

Date: _____

What Else?		What else do I know? List fun facts and other information you come up with that doesn't fit the other sections.
------------	--	---

Notes:

Organize – Think of a topic sentence for your paragraph or each paragraph. Think about word choice. Think about what order you should put your information in. Think of a concluding sentence.

Notes:

Student Organizer IV
WRITING FROM PRIOR KNOWLEDGE (page1 of 4)

Name: _____

Date: _____

Green - Group		What group were you with? Or what group was involved?
---------------	--	---

Notes:


Blue - Do		What did you, it or the people do?
-----------	--	------------------------------------

Notes:


Student Organizer IV
WRITING FROM PRIOR KNOWLEDGE (page 2 of 4)

Name: _____

Date: _____

Look Like		What did it look like? Zoom in. Describe the visual details. Paint a picture in your reader's mind (use descriptive words).
-----------	---	---

Notes:

Made of		What was it made of? How did it make you or other people feel? How "wood" you feel?
---------	---	---

Notes:

Student Organizer IV
WRITING FROM PRIOR KNOWLEDGE (page 3 of 4)

Name: _____

Date: _____

Pink Parts		What parts or details do you need to include or expand? What important parts do you need to provide to help you reader understand exactly what happened. Go step by step.
------------	--	---

Notes:

White – Where?		Where do you need to make changes? Look back at your notes/writing. Sequence the information so it flows in a logical order. Edit.
----------------	--	--

Notes:

Student Organizer IV
WRITING FROM PRIOR KNOWLEDGE (page 4 of 4)

Name: _____

Date: _____

What Else?		Is there anything else you need to add (i.e. a lesson learned)? Provide a summary or closing. What else would your reader like to know about this event?
------------	--	--

Notes:

Organize – Think of a topic sentence for your paragraph or each paragraph. Think about word choice. Think about what order you should put your information in. Think of a concluding sentence.
--

Notes:

Student Organizer V
BIOGRAPHIES (page 1 of 4)

Name: _____

Date: _____

Green - Group		In which group does he or she belong? (i.e. George Washington was the first president of the United States)
---------------	--	---

Notes:


Blue - Do		For what is the person famous? What did he or she do?
-----------	--	---

Notes:


Student Organizer V
BIOGRAPHIES (page 2 of 4)

Name: _____

Date: _____

Look Like		What did he or she look like? Describe his or her appearance/physical attributes.
-----------	---	---

Notes:

Made of		What was the person made of? Which personality traits did the person have? (i.e. brave, heroic etc.)
---------	---	--

Notes:

Student Organizer V
BIOGRAPHIES (page 3 of 4)

Name: _____

Date: _____

Pink Parts		Describe important parts and events of the person's life.
------------	--	---

Notes:

White – Where?		Where do you need to make changes? Look back at your notes/writing. Sequence the information so it flows in a logical order. Edit.
----------------	--	--

Notes:

Student Organizer V
BIOGRAPHIES (page 4 of 4)

Name: _____

Date: _____

What Else?		Is there anything else you need to add? Provide a summary or closing.
------------	--	---

Notes:

Organize – Think of a topic sentence for your paragraph or each paragraph. Think about word choice. Think about what order you should put your information in. Think of a concluding sentence.
--

Notes:

Student Organizer VI
SUMMARIZING (page1 of 4)

Name: _____

Date: _____

Green - Group		What group is involved?
---------------	--	-------------------------

Notes:


Blue - Do		What do they do? Or, what did you do? (a brief overview, save details for pink-parts)
-----------	--	---

Notes:


Student Organizer V
SUMMARIZING (page 2 of 4)

Name: _____

Date: _____

Look Like		Describe the visual details. Paint a picture in your reader's mind. (add an illustration, describe the setting)
-----------	---	---

Notes:

Made of		How "wood" they/you feel?
---------	---	---------------------------

Notes:

Student Organizer V
SUMMARIZING (page 3 of 4)

Name: _____

Date: _____

Pink Parts		Describe and sequence important parts and events. (The bulk of the details go here)
------------	--	---

Notes:

White – Where?		Where do you need to make changes? Look back at your notes/writing. Sequence the information so it flows in a logical order. Edit.
----------------	--	--

Notes:

Student Organizer V
SUMMARIZING (page 4 of 4)

Name: _____

Date: _____

What Else?		Is there anything else you need to add? Provide a summary or closing. Is there a lesson or moral?
------------	--	---

Notes:

Organize – Think of a topic sentence for your paragraph or each paragraph. Think about word choice. Think about what order you should put your information in. Think of a concluding sentence.
--

Notes:

Student Organizer VII
PROCEDURAL WRITING (page1 of 4)

Name: _____

Date: _____

Green - Group		In which group does the activity belong? (i.e. baking)
---------------	--	--

Notes:


Blue - Do		What do you do in order to complete the task?
-----------	--	---

Notes:


Student Organizer VII
PROCEDURAL WRITING (page 2 of 4)

Name: _____

Date: _____

Look Like		What do the necessary parts, actions and finished product look like? Paint a picture in the reader's mind.
-----------	---	--

Notes:

Made of		How "wood" you order the steps of this procedure?
---------	---	---

Notes:

Student Organizer VII
PROCEDURAL WRITING (page 3 of 4)

Name: _____

Date: _____

Pink Parts		Describe important parts/components/ingredients needed for this procedure.
------------	--	--

Notes:

White – Where?		Where do you need to make changes? Look back at your notes/writing. Sequence the information so it flows in a logical order. Edit.
----------------	--	--

Notes:

Student Organizer VII
PROCEDURAL WRITING (page 4 of 4)

Name: _____

Date: _____

What Else?		Is there anything else you need to add? Provide a summary or closing.
------------	--	---

Notes:

Organize – Think of a topic sentence for your paragraph or each paragraph. Think about word choice. Think about what order you should put your information in. Think of a concluding sentence.
--

Notes:

Student Organizer VIII
PERSUASIVE WRITING (page 1 of 4)

Name: _____

Date: _____

Green - Group		In which group does your opinion belong? (i.e. human rights, school life, nutrition)
---------------	--	---

Notes:


Blue - Do		What does the situation or item do? What effect does it have on people/animals/the environment etc?
-----------	--	---

Notes:


Student Organizer VIII
PERSUASIVE WRITING (page 2 of 4)

Name: _____

Date: _____

Look Like		What does the current situation, or the side you are arguing against “look like”? paint a negative picture for your reader.
-----------	---	---

Notes:

Made of		What are your arguments?
---------	---	--------------------------

Notes:

Student Organizer VIII
PERSUASIVE WRITING (page 3 of 4)

Name: _____

Date: _____

Pink Parts		Describe the important details of your arguments. Describe the “parts” that will add support to your arguments.
------------	--	---

Notes:

White – Where?		Where do you need to make changes? Look back at your notes/writing. Sequence the information so it flows in a logical order. Edit.
----------------	--	--

Notes:

Student Organizer VIII
PERSUASIVE WRITING (page 4 of 4)

Name: _____

Date: _____

What Else?		Is there anything else you need to add? Provide a summary or closing.
------------	--	---

Notes:

Organize – Think of a topic sentence for your paragraph or each paragraph. Think about word choice. Think about what order you should put your information in. Think of a concluding sentence.
--

Notes:
